




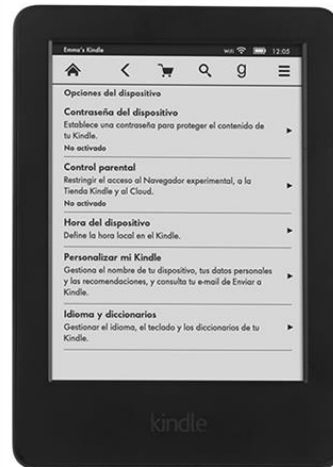
## Simplify IT with Hyperconvergence

Dylan Morison  
Regional Sales Director - Asia

# Hyperconvergence



VS



# What on the CIO's Mind?

Reduce IT costs and streamline operations



Improve agility and time to production

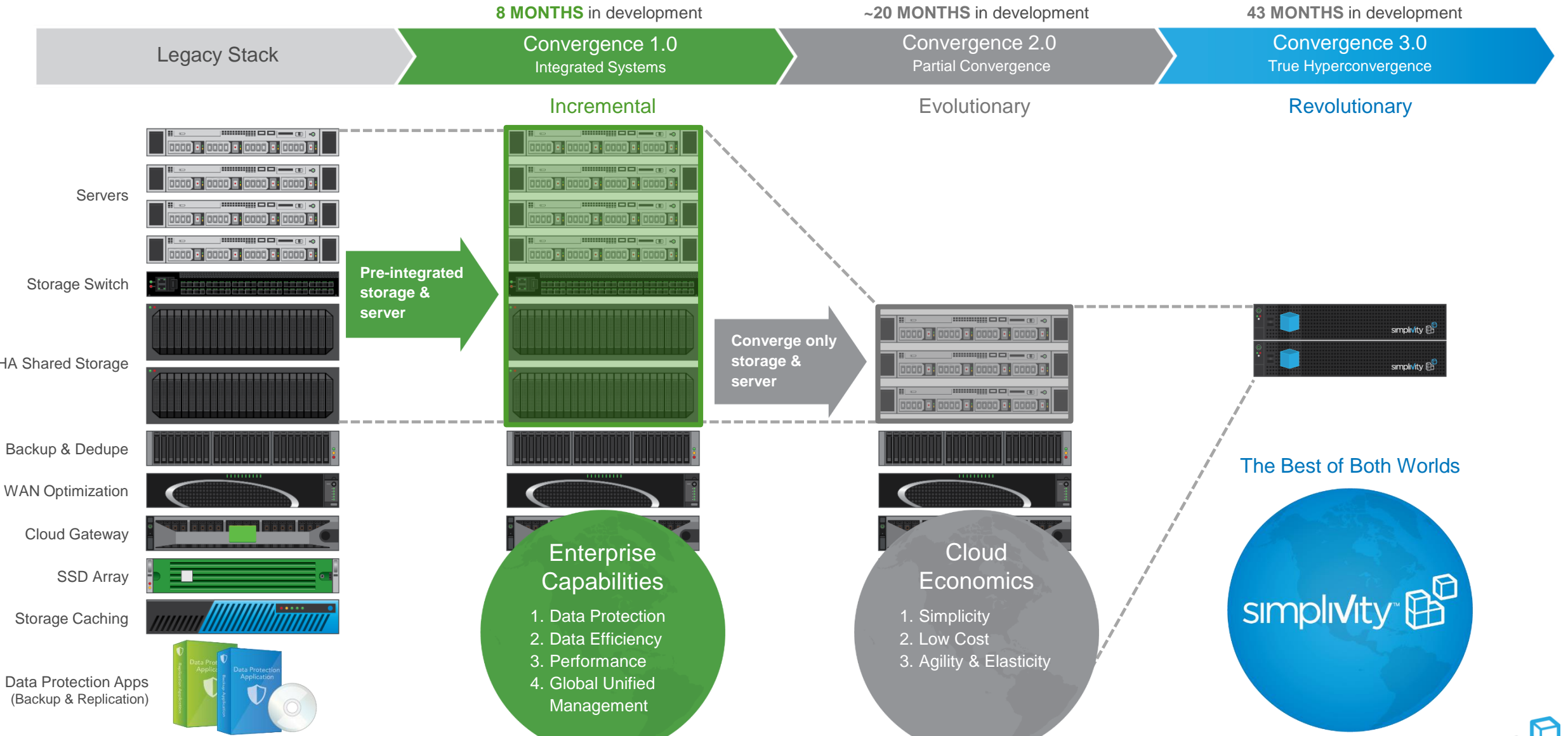


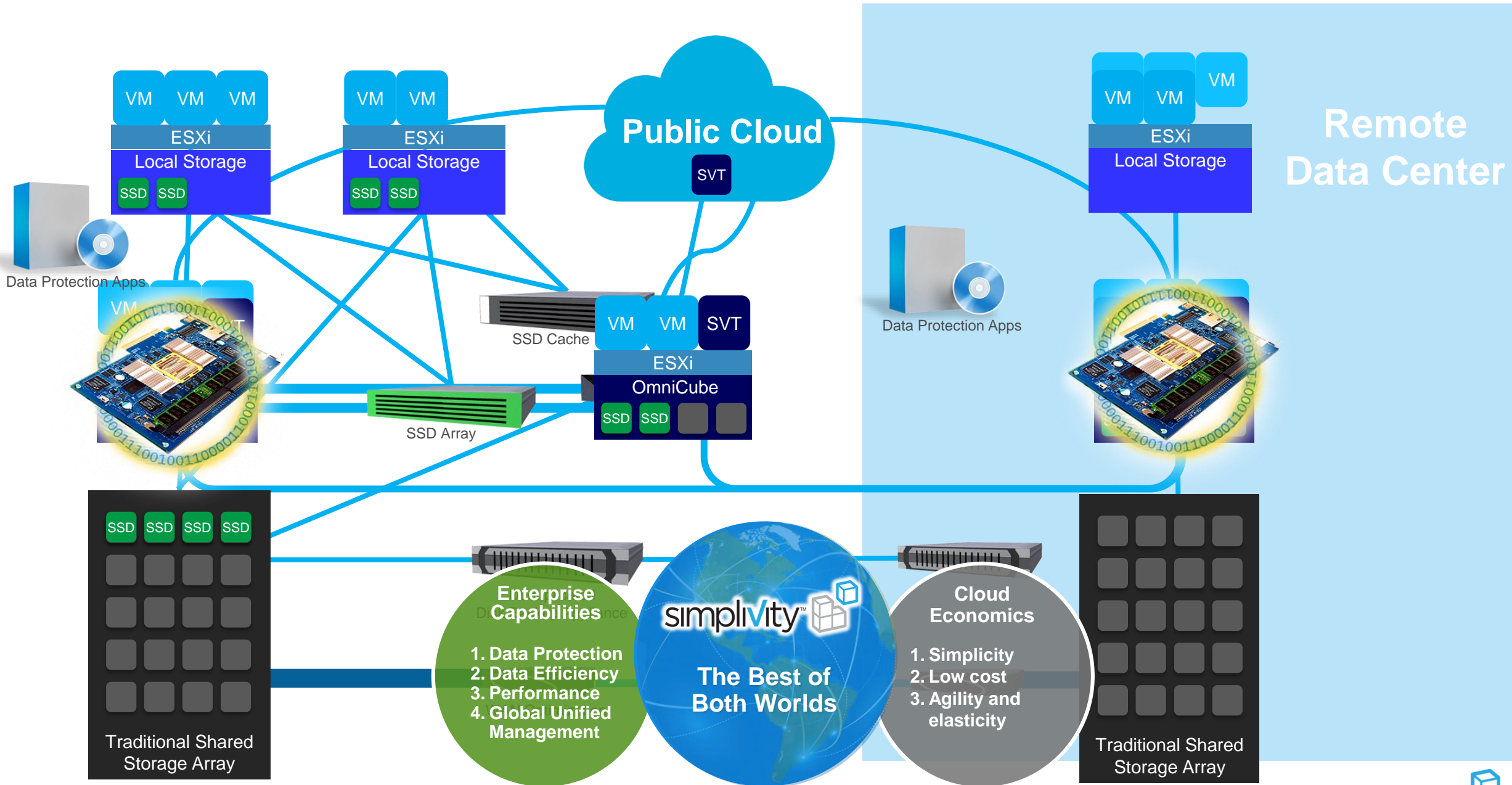
Maximize uptime and prevent data loss



# Hyperconvergence 3.0

# Evolution of Convergence





# SimpliVity Market Momentum

# SimpliVity Introduction



## Pioneer in hyperconverged infrastructure

- Founded in 2009
- Over 6.5 years of product maturity
- 750+ employees worldwide
- More than 6,000 systems shipped



## Global presence

- Offices in Westborough, MA, USA; Bellevue, WA, USA; Cork, Ireland; Berlin, Germany
- > 50% of sales from outside of North America
- More than 1,000 resellers and distributors globally



## Rated 9.5 out of 10 in customer satisfaction

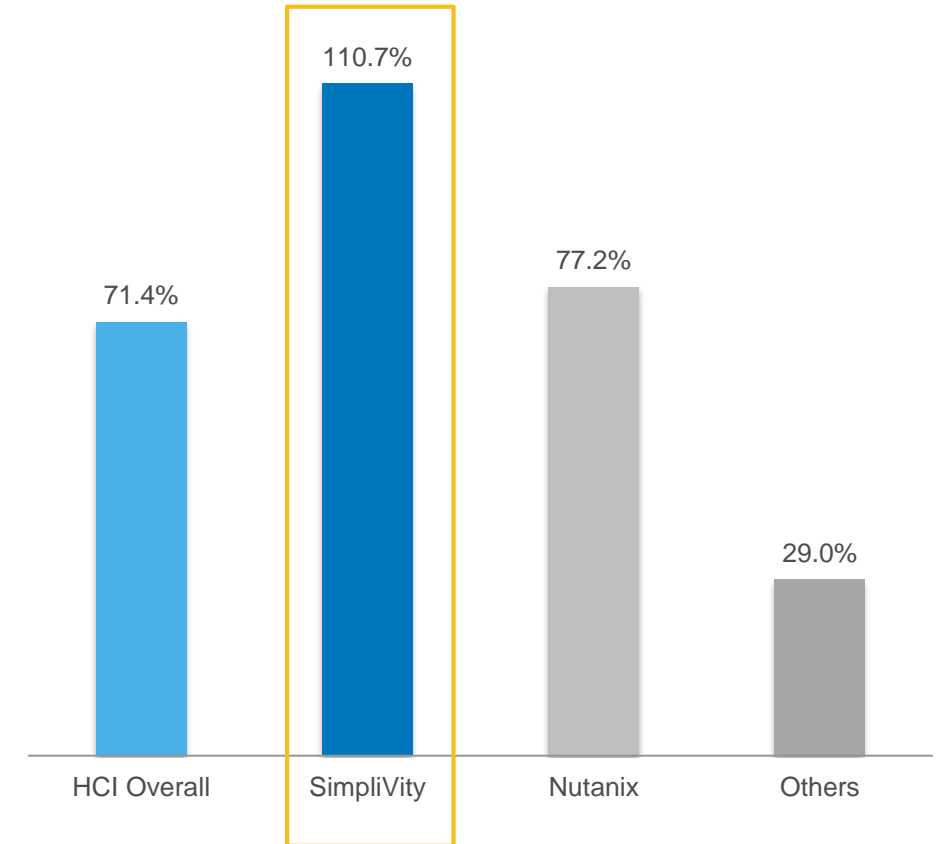
- Winner of NorthFace ScoreBoard Award for Excellence in Customer Service and Support
- Net Promoter Score of 90



## Recognized market leader

- Leader in Forrester Wave report for HCI in 2016

## 2014-2015 Growth




Gartner®



# Customer Results

## Production Workloads Running on SimpliVity

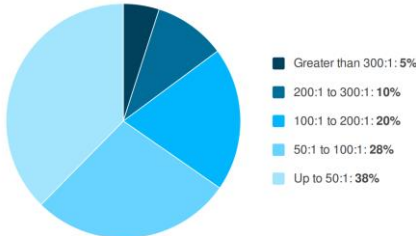
Which application types are you running or planning to run on SimpliVity?



65% of midmarket customers run  
**100%**  
of virtualized workloads on SimpliVity

## SimpliVity Enables Dramatic Efficiency

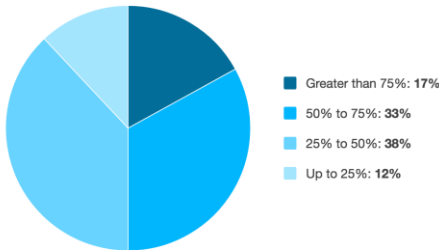
Since deploying SimpliVity, what efficiency benefits have you realized or what do you expect to realize regarding IO and capacity savings?



>1/3 with  
**>100:1**  
Data Efficiency

## SimpliVity provides dramatic Application performance improvements

Since deploying SimpliVity, how much have you improved or do you expect to improve performance?



1/2 see  
**>50%**  
Performance Improvements

Source: TechValidate and internal research





## Business Benefits

# Why SimpliVity Hyperconvergence Matters?

Reduce IT costs and streamline operations



1. **73% TCO savings** compared to traditional IT infrastructure – a 3.7x reduction ([Forrester Consulting](#))
2. **10:1 device reduction** ([Forrester Consulting](#))
3. **22% to 49% TCO savings** compared to Amazon Web Services ([Evaluator Group](#))

Improve agility and time to production



1. 81% increase in **time spent on innovation** ([IDC](#))
2. **Rapid scaling** to 1,000 VMs with peak and predictable performance ([ESG](#))
3. **One hour** to provision eight-node cluster ([ESG](#))

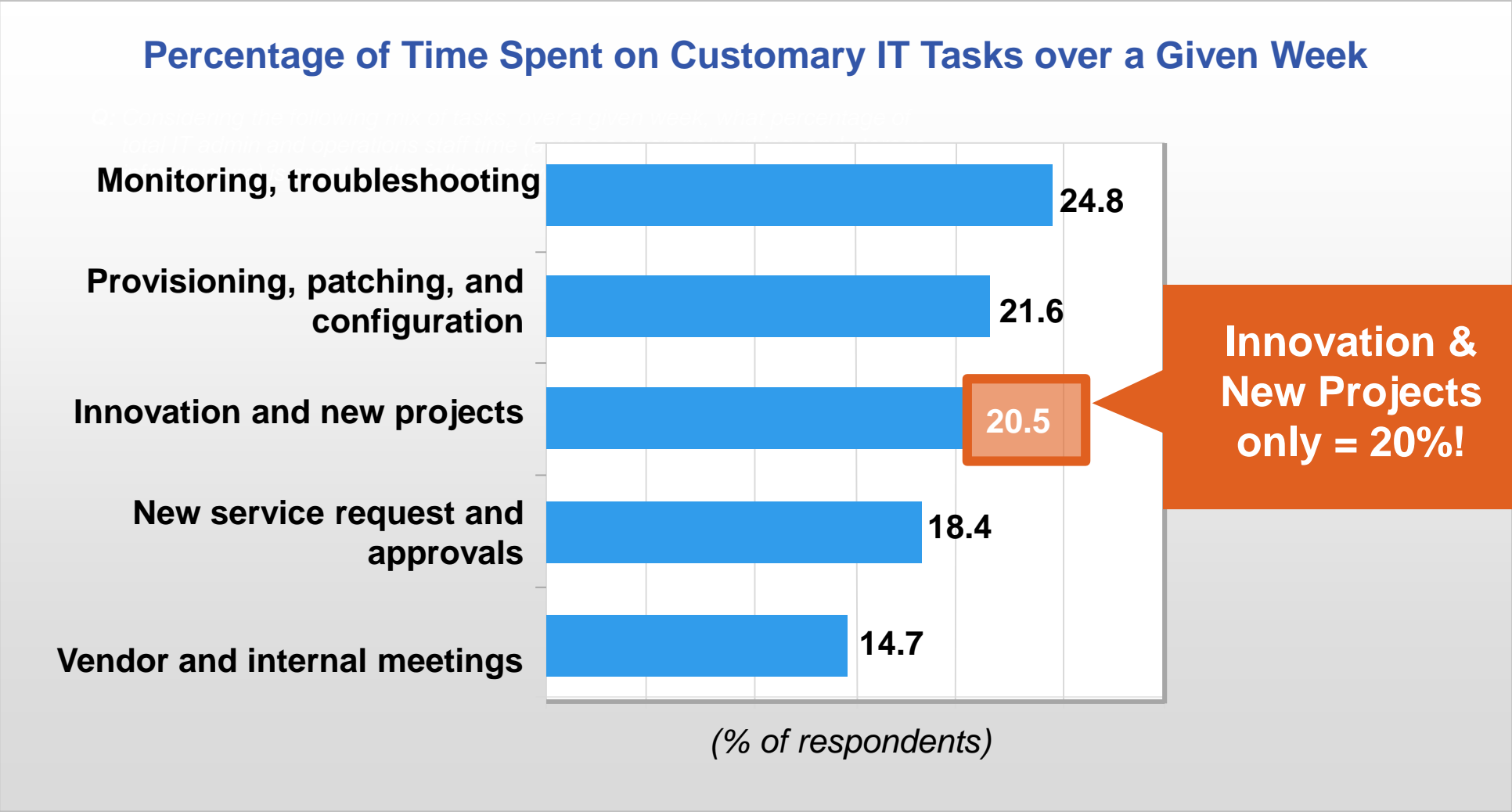
Maximize uptime and prevent data loss



1. 57% of customers **reduced recovery time** from days or hours to minutes ([TechValidate](#))
2. 70% improvement in **backup/recovery and DR** ([IDC](#))
3. 51% of customers **retired existing third-party** backup or replication software ([IDC](#))



# Validation: Today's 80 / 20 Reality - IDC

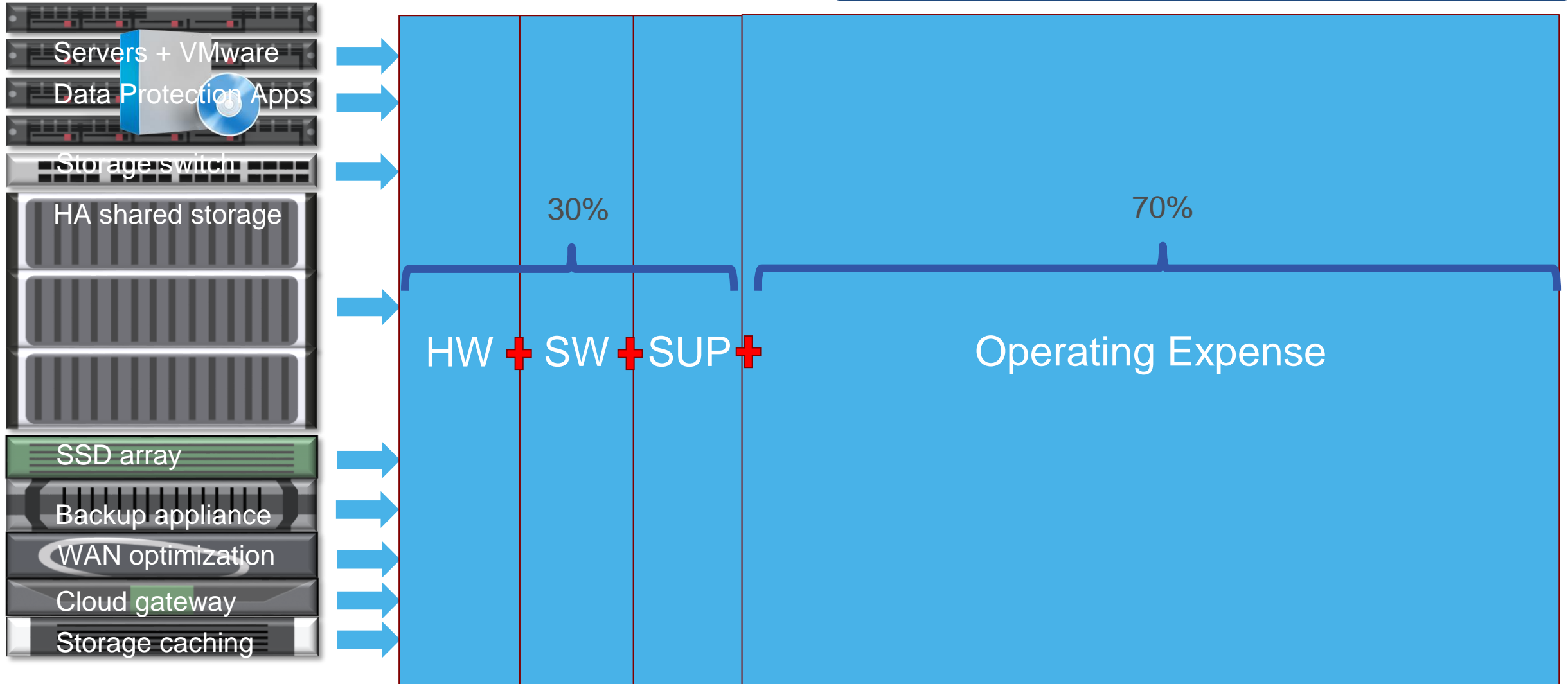


# Legacy Stack Aggregated TCO

## IT Infrastructure

## Total Cost Break Down

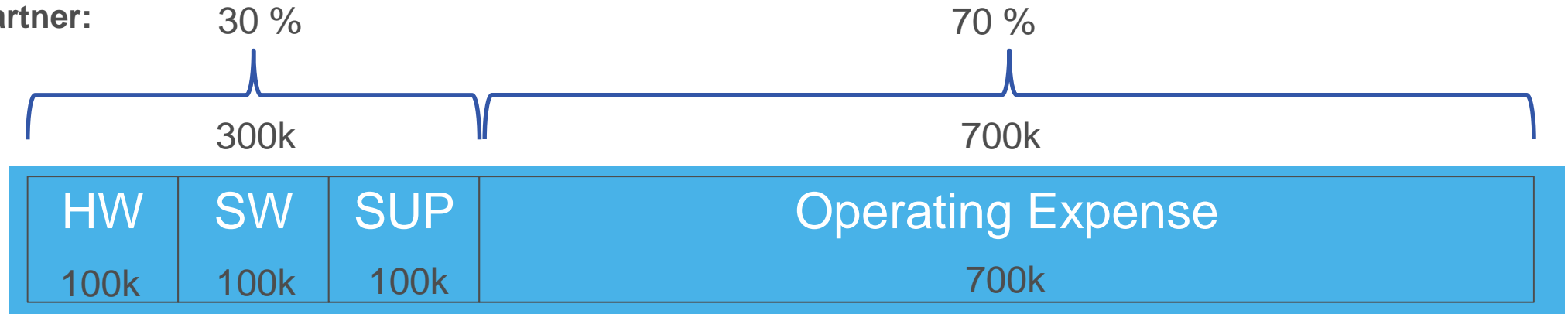
Gartner: 70% of TCO of IT is Operating Cost.  
IDC: 80% of IT Operations is Spent on Status Quo.



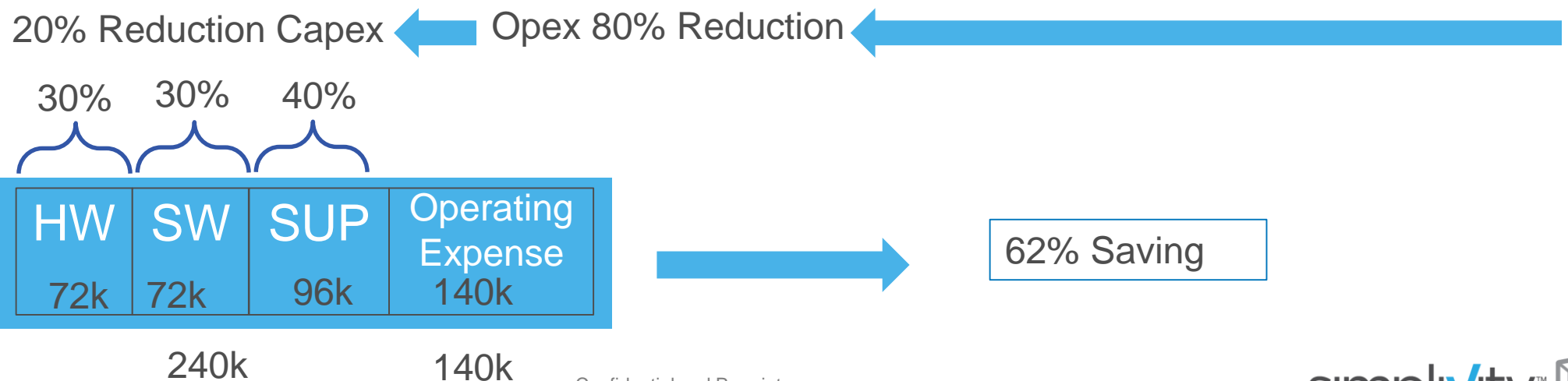
# Data Center TCO Transition with SimpliVity

Assume 3yr TCO of \$1Million

According to Gartner:

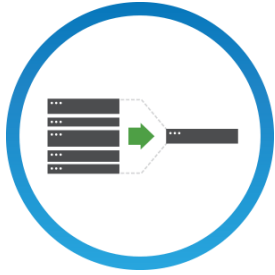


SimpliVity



# SimpliVity Use Cases

# Top Use Cases



Data Center Consolidation



ROBO



VDI



Cloud Computing



Tier1 Applications



Data Protection



Test/ Dev



# Global 50 Financial Services Firm

**Financial Services firm chooses SimpliVity in order to modernize and consolidate 6 global data centers down to 3 for ALL applications**

**Company:** Forbes top 50 global investment manager, managing EUR \$345B in assets for individuals, families, and institutions with 23 locations in 18 markets; SimpliVity introduced to company by VAR

**Challenge:** Growth by acquisition led to a complex, difficult to manage IT infrastructure; original intention was to modernize with next rev of “what’s available”

**Use Case:** Data Center Consolidation project for 4,000 VMs with planned deployments for Microsoft Exchange, Microsoft SQL Server, Oracle, VDI, web, and other custom applications

**Competition:** Incumbent was HP and 3PAR; Pure, EMC, NetApp, Nutanix, vSAN

**Why SimpliVity:** Significant cost savings, simplification, and performance compared to the competition

**Solution:** ~120 systems globally, for 3 data centers on 3 continents, running active/active























# Global 50 financial services company transformation to SimpliVity

Savings of \$100M over 5 years: 4X TCO savings and 90% reduction in floor space and cooling

BEFORE

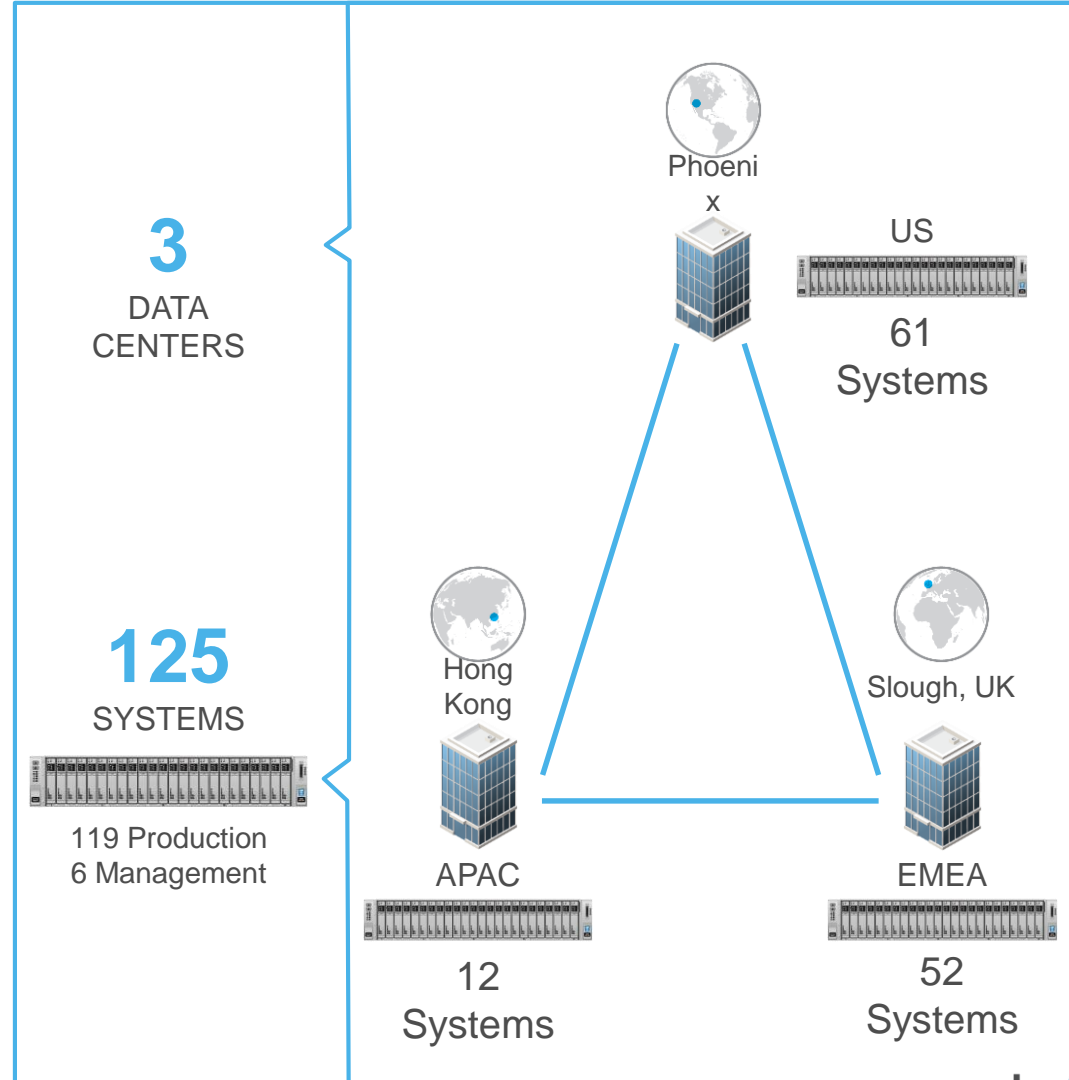
AFTER

6  
DATA  
CENTERS

US	2 Sites Phoenix Edison	 
EMEA	2 Sites Frankfurt Munich	 
APAC	2 Sites Hong Kong Taiwan	 
4,000 Physical & Virtual Servers	Servers + VMware	  
18	Storage Switch	  
300TB	HA Shared Storage	   
	Backup & Dedupe	
~10	WAN Optimization	 
	Data Protection Apps	  

LEGACY  
STACK

3  
DATA  
CENTERS



APPS

ORACLE

Microsoft

Homegrown  
Apps

VDI

CITRIX

vmware

DEV / TEST



# Entire Data Center 7/12/2016: down to just 61 SimpliVity systems

**Before: 1 of 2 rows and total 34 racks of storage, SAN, Blades, appliances, etc.**



**After: 61 SimpliVity systems, 3 racks:**  
~10x space and power reduction





Thank You